

Q3 2021

YACKTMAN U.S. EQUITY FUND

*A sub-fund of Heptagon Fund plc

The Fund has been classified as an Article 6 for the purposes of the EU's Sustainable Finance Disclosure Regulation ('SFDR'). The Fund takes sustainability criteria into account within the investment process but does not have sustainable investment as its objective and does not promote environmental or social characteristics.

Heptagon Capital, 63 Brook Street, Mayfair, London W1K 4HS
Tel: +44 20 7070 1800 Fax: +44 20 7070 1881
(FRN 403304)

Authorised & Regulated by the Financial Conduct Authority
12 Endeavour Square, London, E20 1JN

IMPORTANT INFORMATION

The following presentation provides information on the Yacktman U.S Equity Fund (the “Fund”), a sub-fund of Heptagon Fund Plc which is an open-ended umbrella type investment company authorised pursuant to UCITS regulations. Heptagon Capital Limited (“Heptagon”) is the Investment Manager and Yacktman Asset Management LP (“Yacktman”) is the Sub-Investment Manager meaning Yacktman exercises discretionary investment authority over the Fund.

Yacktman manages the Fund according to similar investment principles and execution of approach as those used for its other offerings. However, due to certain factors including, but not limited to, differences in cash flows, fees, expenses, performance calculation methods, and portfolio sizes and composition, there may be variances between the investment returns demonstrated by the Fund and Yacktman’s other offerings.

The following presentation references AMG Yacktman to provide a better understanding of how the team has managed this strategy over a longer time period.

For the same reason, although the following presentation makes reference to the performance of AMG Yacktman, the data for AMG Yacktman is provided purely for indicative purposes to demonstrate how Yacktman has performed historically in its role as investment advisor to this specific strategy. The performance for AMG Yacktman is not the performance of the Fund and is not an indication of how the Fund would have performed in the past or will perform in the future. This material should not be viewed as a solicitation or offer of services by Yacktman. It is provided for informational purposes only. The information contained herein does not constitute an offer to sell or the solicitation of an offer to purchase any U.S. registered security or U.S. investment product.

Any performance data quoted represents past performance. Performance figures are also shown for the Russell 1000 Value Index and the S&P 500 Net Return Index (“S&P 500”). The Russell 1000 Value Index measures the performance of those Russell 1000 companies with lower price-to-book ratios and lower expected growth rates. The Russell 1000 Index represents the 1,000 largest U.S. companies in the equity market. The S&P 500 Index is an American stock market index that includes the 500 largest companies by market capitalization. It is designed to measure performance of the broad U.S economy through changes in the aggregate market value of the 500 stocks representing all major industries.

The investment return and principal value of an investment will fluctuate so that the investor's shares, when redeemed, may be worth more or less than their original cost. Any investor should consider the investment objectives, risks and charges and expenses of the Fund carefully before investing. The Funds' prospectus and simplified prospectus contain these and other important information about the Fund. The prospectus should be read carefully before investing. Please email london@heptagon-capital.com for a free copy of these documents.

TABLE OF CONTENTS

I	The Investment Manager & Sub-Investment Manager	4
II	Investment Strategy	9
III	Yacktman U.S. Equity Fund (Irish UCITS Fund)	14
V	Investment Team	19
VI	Fund Particulars	22
VII	Case Studies	24
VII	Disclaimer	27

THE INVESTMENT MANAGER & SUB-INVESTMENT MANAGER

IRISH UCITS FUND STRUCTURE

The diagram below explains the Irish UCITS fund structure and the relationship between the Investment Manager, Sub-Investment Manager and other relevant service providers for the Yacktman U.S. Equity Fund.



Independent boutique asset management firm

\$15.9 bn
Assets under Management and Advice**

Established in 2005

4 Office Locations

40 Total Employees

16 Different Nationalities

Heptagon Capital*

Heptagon UCITS Fund Platform

In-house

- Heptagon European Focus Equity Fund
- Heptagon Future Trends Equity Fund
- Heptagon Future Trends Hedged Fund
- Heptagon Listed Private Assets Fund

Sub-advised

- Yacktman US Equity Fund
- Driehaus Emerging Markets Sustainable Equity Fund
- Driehaus US Micro Cap Equity Fund
- Driehaus US Small Cap Equity Fund
- Kopernik Global All-Cap Equity Fund
- WCM Global Equity Fund
- Heptagon Kettle Hill US L/S Equity Fund
- Summit Sustainable Opportunities L/S Equity Fund
- Easterly US Value Equity Fund

External Manager Platform

- Hedge Funds
- Private Equity
- Alternative Funds
- Long Only Funds
- Real Estate

Discretionary Portfolio Management

- Discretionary Portfolio Management
- Concentrated Equity Management
- Hedging and Overlay Strategies
- Asset Allocation Advice
- Bespoke Mandates

Signatory of:



PRI is a leading global network for investors who are committed to integrating environmental, social and governance considerations into their investment practices and ownership policies. Heptagon signed the UN PRI on 10th July 2019.

**Heptagon Capital includes Heptagon Capital Limited, licensed to conduct investment services by the Malta Financial Services Authority and Heptagon Capital LLP, authorised and regulated by the Financial Conduct Authority*

*** As of 30.06.2021*

FIRM OVERVIEW & COMPETITIVE EDGE

- Yacktman Asset Management LP (“Yacktman”), was established in 1992 and operates out of Austin, Texas.
- Yacktman is an SEC registered Investment Adviser that invests approximately **\$18bn USD** for individuals, institutions and corporations.
- Yacktman’s success derives from a value-oriented approach to investment research and concentrated portfolio management.

Attribute	Edge
Boutique firm	US Equity Value specialist Substantially employee owned*
Investment philosophy	Rigorous and disciplined bottom-up, value oriented stock selection, non benchmark driven.
People	90 yrs of combined experience in fundamental driven, value equity investing.
Discipline	Long term view on stock picking. Proprietary forward rate-of-return valuation method.
Alignment of interests	Management has substantial personal assets invested in firm-managed strategies.

**On July 2nd 2012 Affiliated Managers Group, Inc. (NYSE: AMG), a global asset management company acquired a majority equity interest in Yacktman Asset Management. The management partners of Yacktman continue to hold a substantial portion of the equity of the business and direct its day-to-day operations.*

Data as of 30.06.2021

AWARDS, RATINGS AND RANKINGS

I Yacktman Awards

Yacktman Focused Fund



Lipper 5-Year Award - 2013¹

Don Yacktman & Stephen Yacktman

Morningstar Domestic Stock Fund Manager of the Year nomination - 2011

I Ratings

AMG Yacktman



Overall 3, 5 Yr and 10 Yr 5 Star Rating⁶

AMG Yacktman

LIPPER LEADERS



Total Return² – 2/5
Consistent Return³ – 1/5
Preservation⁴ – 5/5

Yacktman UCITS Fund



Silver Rating

I Rankings- AMG Yacktman Fund (YACKX)

Bloomberg



2013: #3 Bloomberg's Riskless Return Ranking
2010: #3 US Diversified Equity fund⁵
2009: #1 US Diversified Equity fund⁵



Ranked #2 in US Large Cap Value Category over 15yr time frame⁶

Past performance is no guide to future performance and the value of investments and income from them can fall as well as rise.

¹ The Lipper Fund Awards program honours funds that have excelled in delivering consistently strong risk-adjusted performance, relative to peers. In addition, the Lipper Fund Awards program recognizes fund families with high average scores for all funds within a particular asset class or overall.

² The Lipper Rating for Total Return denotes a fund that has provided superior total returns (income from dividends and interest as well as capital appreciation) when compared to a group of similar funds.

³ The Lipper Rating for Consistent Return identifies a fund that has provided relatively superior consistency and risk-adjusted returns when compared to a group of similar funds. Funds which achieve high ratings for Consistent Return may be the best fit for investors who value a fund's year-to-year consistency relative to other funds in a particular peer group.

⁴ The Lipper Rating for Preservation is a fund that has demonstrates a superior ability to preserve capital in a variety of markets when compared with other funds in its asset class.

⁵ As of June 30th for the respective year. Bloomberg ranking takes into consideration year-to-date, one-year, three-year annualised and five-year annualised total returns as well as three- and five-year Sharpe ratios. Ranking includes open-end retail equity funds domiciled in the U.S. with total assets of more than \$250 million. Excludes index, contrarian, sector and market-neutral funds.

⁶ As of 30 June 2021.

INVESTMENT STRATEGY



INVESTMENT STRATEGY

The Yacktman team of Portfolio Managers consider themselves investors in businesses, not speculators in stocks. They approach the selection process as though they were buying a long-term bond, with the purpose of holding it for an extended period of time.

The main focus is on the rate of the return they would earn and the quality of those businesses. The higher the quality, the lesser the required rate of return – just like a bond investor. Clearly they don't expect exact yields to maturity, rather they build in a lot of room for error.

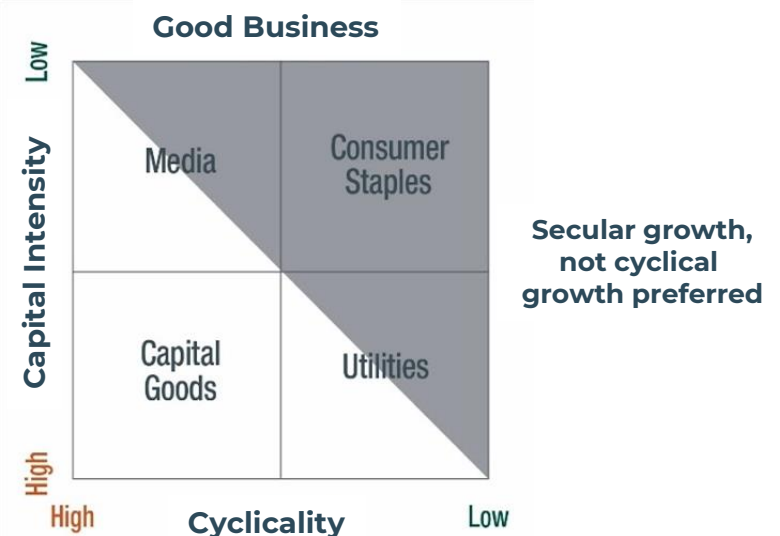
Yacktman has a tendency to shy away from **fads** and *en-vogue* companies or industries which resulted in them avoiding the TMT bubble.

Yacktman's investment philosophy focuses on purchasing quality businesses at low prices, using a three-part discipline. Yacktman believes an investor can earn attractive rates of return through investing...

... in good businesses that dominate their industry,

A good business may contain one or more of the following:

- High Market share in a principal product and/or service lines
- High cash return on tangible assets
- Relatively low capital requirements allowing a business to generate cash while growing
- Short customer repurchase cycles and long product cycles
- Unique franchise characteristics



... with shareholder-oriented management,

Yacktman believes that a shareholder-oriented management does not overcompensate itself and allocates wisely the cash the company generates. Yacktman looks for companies that:

- Reinvest in the business and still have excess cash
- Make synergistic acquisitions
- Buy back stock

At times, Yacktman will invest in a company with poor management if it is apparent that executives can be replaced or if Yacktman believes the price of the security more than compensates for the issues.

... at a low purchase price.

Yacktman looks for stocks that trade at a lower price than the sum of its parts. The stock prices of individual companies can vary significantly over short periods of time, and such price movements are not always correlated with the changes in company fundamental performance. Accordingly, Yacktman generally prefers to wait for buying opportunities. Such opportunities do not always occur in correlation with overall market performance trends.



“It’s almost always about the price.” – Yacktman Asset Management LP

OBJECTIVES AND GUIDELINES OF THE FUND*

- The Fund aims to achieve long-term capital growth by investing predominately in a diversified portfolio of U.S. Equities
- The Fund may hold Cash depending on the ability of the Sub-Investment Manager to identify investments that meet their valuation criteria
- The Fund may invest in, and may shift among, all market sectors
- The Fund will not use derivatives or leverage
- The Fund can selectively invest in debt instruments, typically when their rate of return is equity-like, and their risk is considerably lower than equity.

Concentration limits

Maximum of 10% in one issuer
The Fund holds ~ 50 stocks.

Maximum industry weights

Up to 25%

Expected allocation strategy

The Sub-Investment Manager seeks to allocate primarily to large cap names, however mid cap companies may be featured and there is no prescribed sectoral or style bias, however gravitation toward an overweight in consumer goods (Staples/Discretionary) is common.

**Note: Extracts from the Prospectus. The investment guidelines of the Yacktman US Equity Fund comply with those of the Irish UCITS regulations. For further information please consult the Prospectus.*

SECURITY SELECTION AND PORTFOLIO CONSTRUCTION

- The Sub-Investment Manager uses a number of screens to filter a universe of U.S. stocks
- The screens focus largely on valuation metrics including the expected Forward Rate of Return
- Companies with the best score may be considered for inclusion as core holdings in the portfolio
- The Sub-Investment Manager will also look at companies which measure poorly on the traditional valuation metrics: this will generate ideas for the potential inclusion in the portfolio as special situation/turnaround holdings. The Sub-Investment Manager will then spend time doing qualitative analysis in order to understand the business and sector thoroughly and decide if there may be any catalysts for change.

Position Sizes

Position size will depend on the attractiveness of a company's forward rate of return as well as its risk profile.

New positions will be built incrementally for smaller, riskier companies. However, if the opportunity warrants it, the manager may build a larger position.

The Sub-Investment Manager may employ various techniques to adjust position size, including purchase, sale, or no action in relation to fund flows.



YACKTMAN U.S. EQUITY FUND (IRISH UCITS FUND)



Monthly Returns

	Jan	Feb	Mar	Apr	May	Jun	Jul	Aug	Sep	Oct	Nov	Dec	Total	Russell 1000 Value	S&P 500
2011	1.3%	3.2%	-0.1%	3.6%	0.5%	-1.5%	-3.0%	-1.0%	-5.7%	8.7%	-1.6%	1.7%	5.4%	-0.3%	1.5%
2012	3.0%	1.8%	2.3%	-1.1%	-4.0%	4.4%	-0.5%	2.0%	2.0%	-2.2%	1.0%	0.6%	9.4%	16.6%	15.2%
2013	5.8%	1.8%	3.5%	1.9%	1.8%	0.1%	3.1%	-2.1%	1.1%	3.6%	1.4%	1.5%	26.1%	31.6%	31.5%
2014	-3.2%	2.3%	1.6%	0.7%	2.2%	0.8%	-1.7%	3.1%	-0.7%	1.4%	3.6%	0.1%	10.3%	12.7%	13.0%
2015	-4.7%	3.8%	-2.7%	0.7%	-0.2%	-2.7%	0.9%	-5.5%	-0.9%	7.4%	-0.9%	-1.5%	-6.7%	-4.5%	0.7%
2016	-1.8%	-0.1%	5.9%	0.4%	0.7%	0.9%	2.0%	-0.3%	-0.5%	0.1%	1.5%	1.2%	10.2%	16.4%	11.2%
2017	2.8%	1.9%	1.3%	0.5%	-0.7%	0.8%	1.8%	-0.6%	-0.0%	1.6%	3.6%	1.7%	15.7%	12.9%	21.1%
2018	3.2%	-2.9%	-1.3%	-0.6%	0.0%	4.0%	1.8%	1.4%	0.8%	-1.4%	3.0%	-5.0%	2.7%	-8.9%	-4.9%
2019	4.5%	1.9%	0.8%	2.7%	-3.6%	4.3%	0.5%	-2.5%	2.0%	1.8%	1.2%	3.3%	17.8%	25.6%	30.7%
2020	-1.5%	-7.3%	-11.1%	8.0%	3.8%	2.3%	2.4%	5.9%	-2.2%	-1.3%	13.5%	6.9%	18.3%	2.0%	17.8%
2021	-1.1%	6.6%	4.0%	3.2%	1.0%	-0.7%							13.4%	16.7%	15.0%

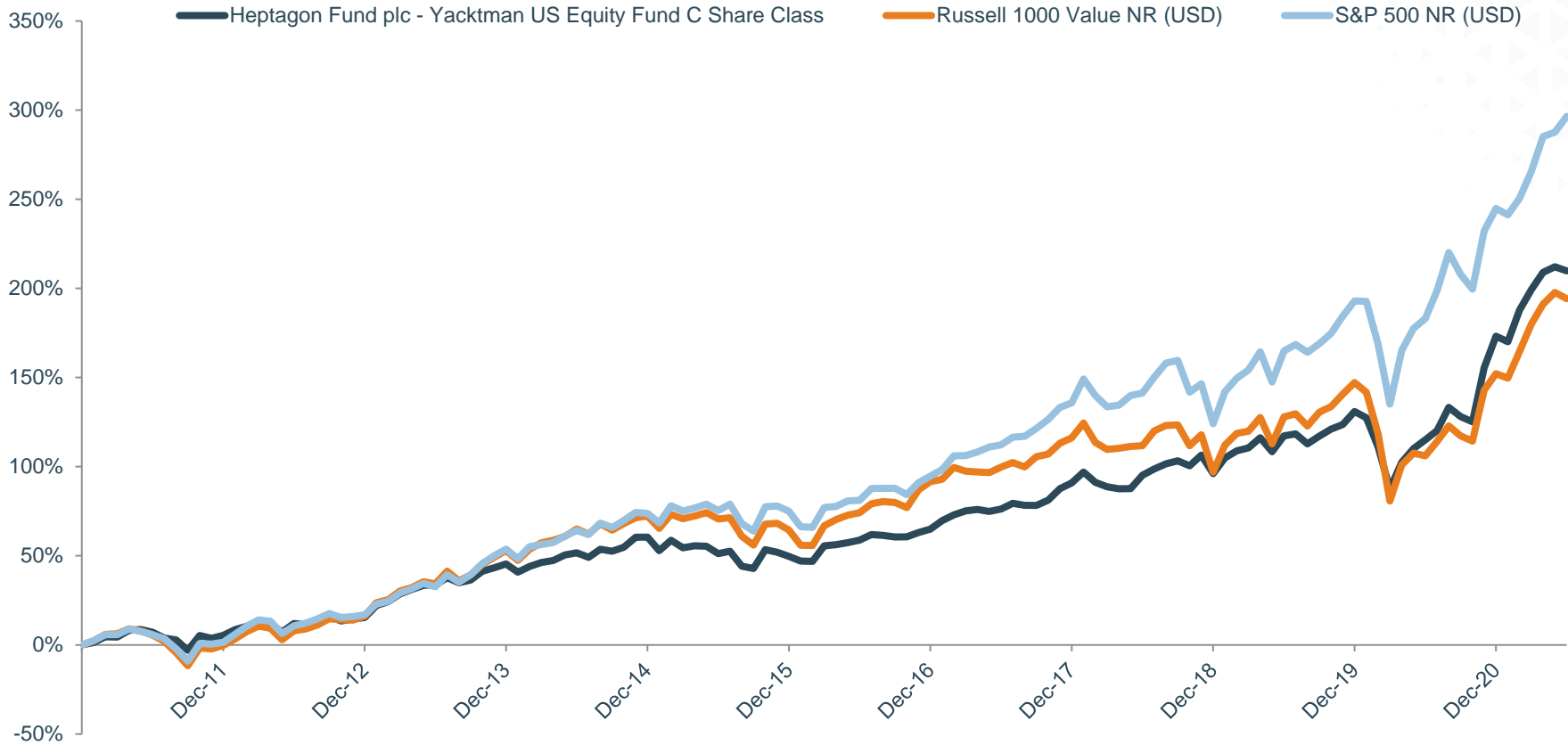
Yacktmán US Equity Fund C share class

Source: Bloomberg

Past performance is no guide to future performance and the value of investments and income from them can fall as well as rise.

Risk Warning: The Fund is subject to special risk considerations including geographic concentration risk, portfolio concentration risk and operational risk. The investment return and principal value of an investment will fluctuate so that the investor's shares, when redeemed, may be worth more or less than their original cost. Any investor should consider the investment objectives, risks and charges and expenses of the Fund carefully before investing. Where an investment is denominated in a currency other than the investor's currency, changes in rates of exchange may have an adverse effect on the value, price of, or income derived from the investment. Russell 1000 Value NR represents the Russell 1000 Value NR Index (net) USD. S&P 500 represents the S&P 500 NR Index (net) USD. Please refer to important information on page 2.

Cumulative Performance Since Strategy Inception

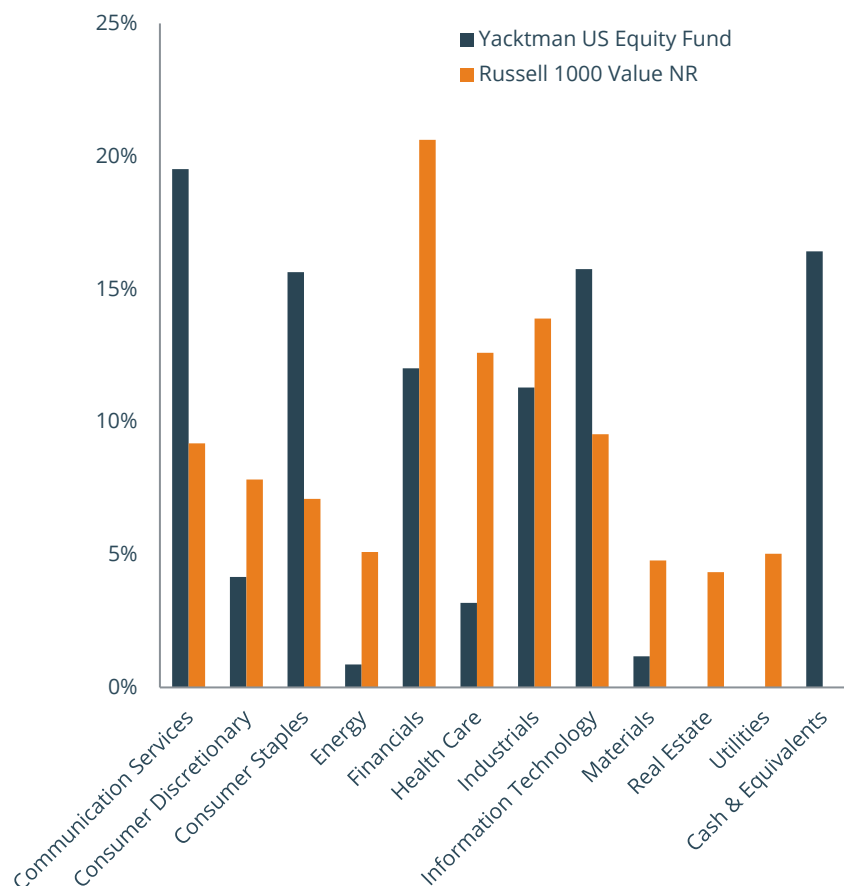


Source: Bloomberg

Past performance is no guide to future performance and the value of investments and income from them can fall as well as rise.

Risk Warning: The Fund is subject to special risk considerations including geographic concentration risk, portfolio concentration risk and operational risk. The investment return and principal value of an investment will fluctuate so that the investor's shares, when redeemed, may be worth more or less than their original cost. Any investor should consider the investment objectives, risks and charges and expenses of the Fund carefully before investing. Where an investment is denominated in a currency other than the investor's currency, changes in rates of exchange may have an adverse effect on the value, price of, or income derived from the investment. Russell 1000 Value NR represents the Russell 1000 Value NR Index (net) USD. S&P 500 represents the S&P 500 NR Index (net) USD. Please refer to important information on page 2.

Portfolio Sector Weights



Portfolio Characteristics

	Yacktman	Russell 1000 Value
Price / Prospective Earnings *	19.5	18.4
Price / Book *	2.3	2.3
Price / Sales *	1.5	2.1
Price / Cash Flow *	8.7	3.7
Long-Term Earnings	9.4%	11.7%
Historical Earnings	-9.2%	-1.8%
Sales Growth	3.2%	1.2%
Cash Flow Growth	17.9%	3.7%
Book Value Growth	1.9%	4.1%

*Forward looking, based on historical data

Top 10 Holdings by Issuer

	% of Portfolio
Bollore SA	8.6%
Samsung Electronics Co.	8.4%
AMERCO	4.1%
Alphabet Inc.	3.5%
PepsiCo Inc.	3.1%
Ingredion Inc.	3.0%
Microsoft Corporation	2.7%
Berkshire Hathaway Inc.	2.6%
Sysco Corporation	2.6%
News Corp	2.6%
Total of Top 10 Holdings	41.2%

Past performance is no guide to future performance and the value of investments and income from them can fall as well as rise.

Source: Refinitiv, Morningstar.

Risk Warning: The Fund is subject to special risk considerations including geographic concentration risk, portfolio concentration risk and operational risk. The investment return and principal value of an investment will fluctuate so that the investor's shares, when redeemed, may be worth more or less than their original cost. Any investor should consider the investment objectives, risks and charges and expenses of the Fund carefully before investing. Where an investment is denominated in a currency other than the investor's currency, changes in rates of exchange may have an adverse effect on the value, price of, or income derived from the investment. Russell 1000 Value NR represents the Russell 1000 Value NR Index (net) USD. Please refer to important information on page 2.

Communication Services 19.9%

Bollore SA	8.6%
Alphabet Inc.	3.5%
News Corp.	2.6%
Fox Corporation	2.3%
The Walt Disney Co.	2.2%
Comcast Corp.	0.7%

Consumer Discretionary 3.4%

Booking Holdings Inc.	2.1%
Macy's Inc.	1.0%
Continental AG	0.3%

Consumer Staples 15.6%

PepsiCo Inc.	3.1%
Ingredion Inc.	3.0%
Sysco Corporation	2.6%
Procter & Gamble Co.	2.2%
Coca-Cola Co.	1.8%
Tyson Foods Inc.	1.5%
Colgate-Palmolive Co.	1.0%
Associated British Foods plc	0.4%

Energy 2.6%

Canadian Natural Resources Ltd	1.8%
ConocoPhillips	0.4%
Exxon Mobil Corp.	0.4%

Financials 12.2%

Berkshire Hathaway Inc.	2.6%
U.S. Bancorp	1.7%
State Street Corp.	1.7%
Wells Fargo Corporation	1.5%
Charles Schwab Corp.	1.5%
Bank of New York Mellon Corp.	1.3%
Goldman Sachs Group Inc.	0.8%
FirstCash Inc.	0.6%
First Hawaiian Inc.	0.5%

Health Care 3.1%

Johnson & Johnson	1.8%
Anthem Inc.	1.3%

Industrials 10.7%

AMERCO	4.1%
Northrop Grumman Corporation	1.3%
L3Harris Technologies Inc.	1.3%
Armstrong World Industries Inc.	1.2%
GrafTech International	1.1%
Arcosa Inc.	0.8%
MSC Industrial Direct Co. Inc.	0.5%
Brenntag AG	0.4%
Valmont Industries Inc.	0.01%

Information Technology 15.2%

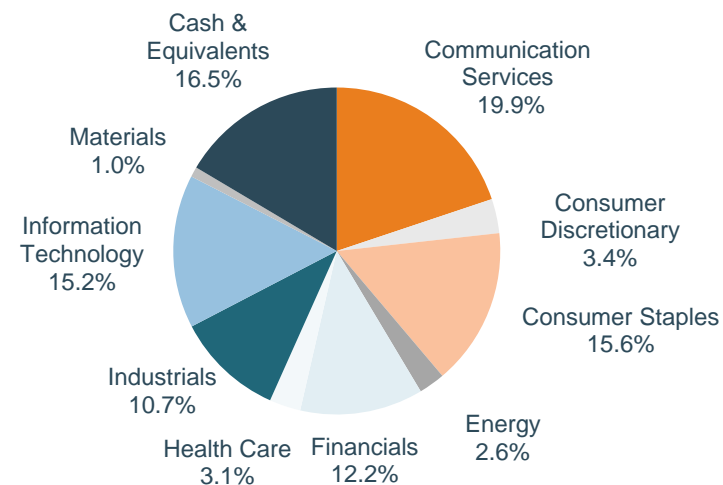
Samsung Electronics Co.	8.4%
Microsoft Corporation	2.7%
Cognizant Technology	1.9%
Oracle Corporation	0.9%
Cisco Systems Inc.	0.8%
Corning Inc.	0.5%

Materials 1.0%

Huntsman Corporation	1.0%
----------------------	------

Cash & Equivalents 16.5%

Portfolio Sector Weights



Source: Morningstar, as at 30/06/2021.

THE INVESTMENT TEAM

A decorative geometric pattern in the top right corner of the slide. It consists of a grid of triangles in various shades of blue and teal, arranged in a way that creates a sense of depth and movement. The pattern is partially obscured by the white background of the slide.A solid dark blue horizontal bar located below the section header.

INVESTMENT TEAM ORGANISATIONAL CHART

The below employees at Yacktman are responsible for the portfolio management (including idea generation, portfolio construction, security selection, investment research, trading and risk management) of the Yacktman U.S. Equity Fund.



BIOGRAPHIES OF THE SENIOR PORTFOLIO MANAGERS

The below employees at Yacktman are Senior Portfolio Managers, responsible for the portfolio management (including idea generation, portfolio construction, security selection, investment research and risk management) of the Yacktman U.S. Equity Fund.




Stephen Yacktman
Partner
CIO
Senior Portfolio Manager

Mr. Yacktman is Chief Investment Officer, Partner, and Portfolio Manager of Yacktman Asset Management. He joined Yacktman Asset Management in 1993 and has been co-manager of AMG Yacktman Focused Fund and AMG Yacktman Fund since 2002 and AMG Yacktman Focused Fund – Security Selection Only and Yacktman U.S. Equity Fund since inception. In 2006 he was named Co-Chief Investment Officer and in 2013 became sole CIO of Yacktman Asset Management. He is a member of the Management Committee of the firm. He was a finalist for Morningstar's Domestic-Stock Manager of the Year award in 2011. Stephen graduated from Brigham Young University with an economics degree and MBA.

Mr. Subotky is Partner and Portfolio Manager of Yacktman Asset Management. He joined the firm in 2001, having previously worked as a General Partner at Peterschmidt Ventures and as a Vice President at Goldman Sachs. He has been a co-manager of AMG Yacktman Focused Fund and AMG Yacktman Fund since 2009 and AMG Yacktman Focused Fund – Security Selection Only and Yacktman U.S. Equity Fund since inception. He is a member of the Management Committee. Jason received a Bachelor of Music from the University of Southern California and an MBA from Brigham Young University.

Jason Subotky
Partner
Senior Portfolio Manager



Russell Wilkins
Partner
Senior Portfolio Manager

Mr. Wilkins is Partner and Portfolio Manager of Yacktman Asset Management. Prior to joining the firm in 1998 he was a Senior Business Analyst at Electronic Data Systems Corp. He has been co-manager of Yacktman U.S. Equity Fund since its inception in December 2010. He is a member of the Management Committee. Russell holds a B. A. in Asian Studies and Japanese from Brigham Young University and an MBA from Pepperdine University.

FUND PARTICULARS



YACKTMAN U.S. EQUITY FUND PARTICULARS

Legal Structure

An open-ended umbrella type investment company authorised pursuant to the European Communities (Undertakings for Collective Investment in Transferable Securities) Regulations 2011, as amended.

Share Classes

A (Retail) / B (Retail) / C (Institutional) (closed) / I (Institutional)

ISIN / Bloomberg Ticker

A	IE00B3N32X37	HEPYACA
B	IE00B6STVH45	HEPYACB
C	IE00B3LHWB51	HEPYACC (closed)
I	IE00B61H9W66	HEPYACI

Exchange Listed

None

Registered for Retail Sale

Austria, Belgium, Denmark, Finland, France, Germany, Ireland, Italy, Luxembourg, Netherlands, Norway, Spain, Sweden, Switzerland, UK

Registered for Accredited Investors

Singapore (CISNET restricted scheme)

Tax Transparent

Austria, Germany, UK

Minimum Investment

A = \$15,000 / B = \$15,000 / C = \$1,000,000 (closed) / I = \$2,000,000

Management Fee

A = 1.50% / B = 1.95% / C = 1.00% (closed) / I = 1.15%

Subscriptions

Daily - T+3 Settlement

Redemptions

Daily - T+5 Settlement

Lock-up Provision

None

Leverage

None

Sub-Investment Manager

Yacktman Asset Management LP

Depository

Brown Brothers Harriman Trustee Services (Ireland) Limited

Administrator

Brown Brothers Harriman Fund Administration Services (Ireland) Limited

Lawyers

Simmons & Simmons LLP, Dublin

Auditor

Grant Thornton LLP

CASE STUDIES

The two companies discussed in this document below were chosen as representations of the type of stocks held in Yacktman U.S. Equity Fund (the “Fund”). The stocks are not presented to demonstrate performance.

This information is provided by Yacktman Asset Management LP (“Yacktman”). This information is not intended to provide investment advice. Nothing herein should be construed as a solicitation, recommendation or an offer to buy, sell or hold any securities, market sectors, other investments or to adopt any investment strategy or strategies. You should assess your own investment needs based on your individual financial circumstances and investment objectives.

This material is not intended to be relied upon as a forecast or research. The opinions expressed are those of Yacktman as of February 2021 and are subject to change at any time due to changes in market or economic conditions. The following Case Study slides have not been updated since February 2021 and may not reflect recent market activity. Yacktman does not guarantee the accuracy or completeness of this information. There is no guarantee that any forecasts made will come to pass. Reliance upon information in this material is at the sole discretion of the reader.

CASE STUDY 1: SAMSUNG ELECTRONICS CO PREFERRED

SAMSUNG

- Samsung Electronics (Samsung) is the second largest technology company in the world by sales. It is a global leader with a strong market position in semiconductors, (memory and foundry) mobile, display, and consumer electronics. Samsung also has a significant presence in emerging new markets like 5G, artificial intelligence, and the internet of things, among others. Currency is not a significant issue because many of its businesses are transacted in dollars.
- Samsung sells at a steep discount to global technology and appears to be poised for a period of high growth in its semiconductor business. The company has amassed far more cash than it needs, with cash and investments exceeding \$100 billion.
- The Lee family, who controls the company, was recently assessed with a significant estate tax bill that could approach \$10 billion. As a result, we think there is a strong incentive to have a higher stock price. If future share sales are needed to pay the estate tax, maximizing ownership of the company while getting liquidity will be important.
- We believe the company is positioned for extremely strong earnings growth in 2021-2022. The combination of strong business results, better capital allocation, and motivation for a higher valuation could create an exceptional stock performance in the coming years.
- This stock was first purchased in the Yacktman US Equity Fund on 20/06/2014.

Past performance is no guide to future performance and the value of investments and income from them can fall as well as rise.

Source: Yacktman Asset Management

Past performance of AMG Yacktman is no indication of future performance of the Yacktman U.S. Equity Fund. Data on this page is accurate as of February 2021.

CASE STUDY 2: BOLLORÉ



- Bolloré is a French conglomerate with exposure to high-quality businesses in communications, transportation, and logistics, plus electricity and storage systems. The company is controlled by an outstanding capital allocator and we believe it is mispriced in part due to a complicated shareholder structure which significantly overstates the net shares outstanding. At the current valuation, much of the share price is from Bolloré's economic exposure to Universal Music Group (through its ownership stake in Vivendi) which we expect to be a US-listed company by the end of 2022.
- Additional businesses, including port and logistics, are worth significantly more than the debt and are stable. Also, Bolloré made a substantial investment in a solid-state electric vehicle (EV) battery business. This EV battery is more environmentally friendly than lithium ion and safer as it is not prone to catch fire. Mercedes-Benz uses the EV battery in its buses currently. The technology is more advanced than many competitors with considerable valuations in today's environment. Bolloré is very inexpensive with the battery business at zero value; however, we anticipate massive upside if the EV battery business is monetised or its value is recognised over the long-term.
- Bolloré is a good steward of its capital. It benefits from low corporate capital gains tax rates when monetising the gains. This allows the company to take positions, recognise the value, sell, and move to another investment - hallmarks of an efficient and profitable company.
- This stock was first purchased in the Yacktman US Equity Fund on 30/10/2018.

Past performance is no guide to future performance and the value of investments and income from them can fall as well as rise.

Source: Yacktman Asset Management

Past performance of AMG Yacktman is no indication of future performance of the Yacktman U.S. Equity Fund. Data on this page is accurate as of February 2021.

DISCLAIMER



DISCLAIMER

Heptagon Capital Limited, Heptagon Capital LLP and its affiliate companies and its members, officers, employees, agents and advisors disclaim any and all liability relating to these materials, except to the extent required by applicable law or regulations, including, without limitation, any express or implied representations or warranties for statements or errors contained in, and omissions from, these materials. Certain assumptions have been made, and/or parameters set, in the preparation of these materials which have resulted in the returns detailed herein, and no representation or warranty is made that any returns indicated will be achieved. Changes to assumptions or parameters may have a material impact on the returns detailed. This document should not be copied to any other person without our express consent. This document should not be considered an offer to buy or sell investments.

Heptagon Capital Limited has issued this communication as investment manager for Heptagon Fund PLC (the "Company"), an umbrella fund with segregated liability between sub-funds (the "Funds") and authorised pursuant to the European Communities (Undertakings for Collective Investment in Transferable Securities) Regulations, 2011, as amended, and is licensed to conduct investment services by the Malta Financial Services Authority. Heptagon Capital LLP is authorised and regulated in the UK by the Financial Conduct Authority and is the sub-investment manager for a number of the Funds.

The results given in this document are based solely upon historical fund performance as gathered and supplied by Brown Brothers Harriman Fund Administration Services (Ireland) Limited, the Company's administrator, Bloomberg and Morningstar. That past performance has not been independently verified by either Heptagon Capital Limited or Heptagon Capital LLP. It is not intended to predict or depict the future performance of any investment.

The information contained herein is provided for informational purposes only, is not complete, and does not contain certain material information about the Funds, including important disclosures and risk factors associated with an investment in the Funds. Before making an investment in any Fund, prospective investors are advised to thoroughly and carefully review the Company's [prospectus](#) (the "Prospectus") as well as the supplement to the Prospectus for the Fund and the Fund's key investor information document with their financial, legal and tax advisors to determine whether an investment is suitable for them. An investment in the Funds is not suitable for all investors.

The distribution of information contained herein and the sale of shares in the Funds may be subject to legal or regulatory restrictions in certain countries in which applicants for shares are resident or of which they are citizens. In particular, neither the shares in the Funds nor the Funds themselves have been registered under any United States ("US") Securities legislation and are not available for purchase by US persons (as defined in the Prospectus).

The Yacktman US Equity Fund Fund takes sustainability risks into account within the investment process and this is disclosed in accordance with Article 6 requirements of the EU's Sustainable Finance Disclosure Regulation. However, the Fund does not have as its objective sustainable investment and does not promote environmental or social characteristics for the purposes of the EU's Sustainable Finance Disclosure Regulation.

DISCLAIMER

Source: London Stock Exchange Group plc and its group undertakings (collectively, the “LSE Group”). © LSE Group 2021. FTSE Russell is a trading name of certain of the LSE Group companies. Russell® is a trade mark of the relevant LSE Group companies and is used by any other LSE Group company under license. All rights in the FTSE Russell indexes or data vest in the relevant LSE Group company which owns the index or the data. Neither LSE Group nor its licensors accept any liability for any errors or omissions in the indexes or data and no party may rely on any indexes or data contained in this communication. No further distribution of data from the LSE Group is permitted without the relevant LSE Group company’s express written consent. The LSE Group does not promote, sponsor or endorse the content of this communication.

The S&P 500 (“Index”) is a product of S&P Dow Jones Indices LLC, its affiliates and/or their licensors and has been licensed for use by Heptagon Fund plc. Copyright © 2021 S&P Dow Jones Indices LLC, its affiliates and/or their licensors. All rights reserved. Redistribution or reproduction in whole or in part are prohibited without written permission of S&P Dow Jones Indices LLC. For more information on any of S&P Dow Jones Indices LLC’s indices please visit www.spdji.com. S&P® is a registered trademark of Standard & Poor’s Financial Services LLC and Dow Jones® is a registered trademark of Dow Jones Trademark Holdings LLC. Neither S&P Dow Jones Indices LLC, Dow Jones Trademark Holdings LLC, their affiliates nor their third party licensors make any representation or warranty, express or implied, as to the ability of any index to accurately represent the asset class or market sector that it purports to represent and neither S&P Dow Jones Indices LLC, Dow Jones Trademark Holdings LLC, their affiliates nor their third party licensors shall have any liability for any errors, omissions, or interruptions of any index or the data included therein.

The Global Industry Classification Standard (“GICS”) was developed by and is the exclusive property and a service mark of MSCI Inc. (“MSCI”) and S&P Global Market Intelligence (“S&P”) and is licensed for use by Heptagon Fund plc. Neither MSCI, S&P, nor any other party involved in making or compiling the GICS or any GICS classifications makes any express or implied warranties or representations with respect to such standard or classification (or the results to be obtained by the use thereof), and all such parties hereby expressly disclaim all warranties of originality, accuracy, completeness, merchantability and fitness for a particular purpose with respect to any of such standard or classification. Without limiting any of the foregoing, in no event shall MSCI, S&P, any of their affiliates or any third party involved in making or compiling the GICS or any GICS classifications have any liability for any direct, indirect, special, punitive, consequential or any other damages (including lost profits) even if notified of the possibility of such damages.

For all definitions of the financial terms used within this document, please refer to the glossary on our website: <https://www.heptagon-capital.com/glossary>.

Past performance is no guide to future performance and the value of investment and income from them can fall as well as rise.

Heptagon Capital, 63 Brook Street, Mayfair, London W1K 4HS
Tel: +44 20 7070 1800 Fax: +44 20 7070 1881
(FRN 403304)

Authorised & Regulated by the Financial Conduct Authority in the UK
12 Endeavour Square, London, E20 1JN