

Kopernik Global All-Cap Equity Fund

A USD Acc (IE00BH6XS969)

Fund Manager



DAVID IBEN

Key Facts

Sub-Investment Manager	
Investment Team Location	Tampa, Florida, USA
Active/Passive	Active with reference to a benchmark
SFDR Classification	Article 6
Primary Benchmark	MSCI ACWI NR USD
Fund Size	\$1,414m
Total No. of Holdings	105
Active Share	99.93%
Fund Launch	16/12/2013
Fund Base Ccy	USD
Fund Status	Open to all investors
Share Class Launch	28/09/2015
Share Class Ccy	US Dollar
Share Class Status	Open to all investors
Strategy Launch	01/11/2013
Strategy Size	\$6.9bn
Management Fee	1.50%
Min. Investment	\$15,000
Fund Type	UCITS
Domicile	Ireland
Administrator	BBH Fund Administration Services (Ireland) Ltd
Depository	BBH Trustee Services (Ireland) Ltd
Auditor	Grant Thornton
Dealing	Daily by 2pm Irish Time
Subscriptions	T+3
Redemptions	T+5

Investment Objective and Strategy

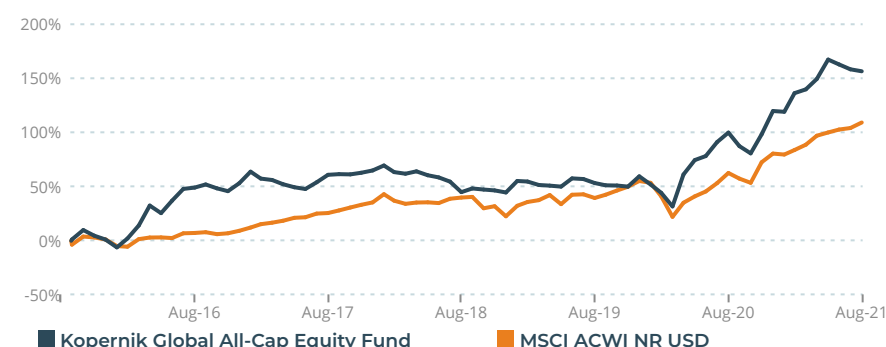
The Fund seeks to provide long-term capital appreciation by investing primarily in equity securities of U.S. and non-U.S. companies.

The research driven investment process seeks to add value through active management and by selecting securities of companies that, in the manager's opinion, are misperceived and undervalued by the market. The Fund may invest in any country, market, and sector/industry across the market capitalisation range within the Fund's predefined investment guidelines.

The Fund's Sub-Investment Manager, Kopernik Global Investors, LLC, was launched by David Iben on July 1, 2013 and operates out of Tampa, Florida. The firm provides investment management services for investment funds, institutions and separate accounts. Kopernik is a client-centric, 100% employee owned firm and many employees are invested in the firm's strategies. The investment philosophy is that markets are inherently inefficient and significant alpha may be gained on a global basis via independent thought and rigorous research. Kopernik believes that only through bottom-up fundamental analysis may a thorough, forward looking understanding of a company's business and valuation be gained. Kopernik views value as a prerequisite, not philosophy and views itself as owners of businesses.

Performance

	1 month	3 months	YTD	1 Yr	3 Yrs Ann.	5 Yrs Ann.
Fund	-0.7%	-4.0%	16.7%	28.3%	21.0%	11.5%
Primary Benchmark	2.5%	4.6%	15.9%	28.6%	14.3%	14.3%
+/-	-3.2%	-8.6%	+0.8%	-0.3%	+6.7%	-2.8%



Statistics

	Fund	Primary Benchmark		Fund
Sharpe Ratio	1.25	0.47	Tracking Error	17.7%
Standard Deviation	18.8%	19.7%	Excess Return	3.0%
Alpha	8.7%	-	Beta	0.55
Up Capture	73.3%	-	Correlation to Primary Benchmark	0.53
Down Capture	64.4%	-	Information Ratio	0.26

Source: Morningstar, as of 31.08.2021
Period Since Inception, Net of fees

Past performance is no guide to future performance and the value of investment and income from them can fall as well as rise.

Kopernik Global All-Cap Equity Fund

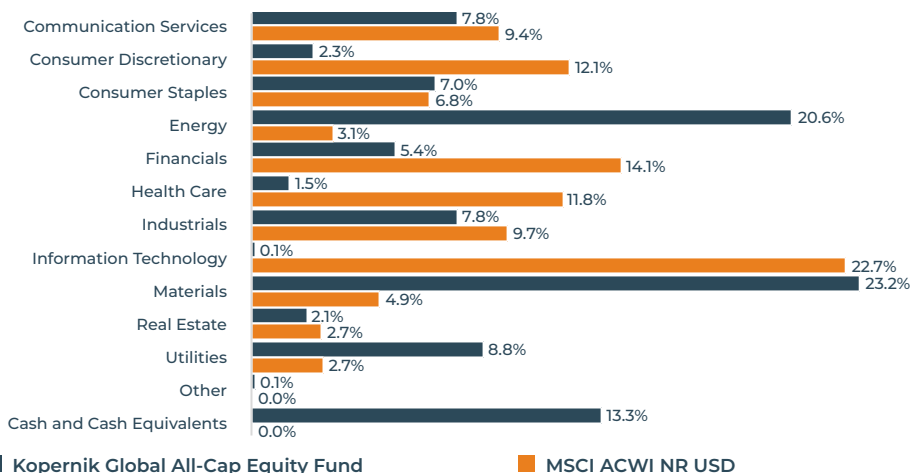
A USD Acc (IE00BH6XS969)

Top 10 Holdings

Cameco Corp	3.7%
Newcrest Mining Ltd	3.6%
KT Corp	3.5%
Gazprom PAO	3.5%
Turquoise Hill Resources Ltd	3.2%
Centerra Gold Inc	2.9%
RusHydro PJSC	2.6%
China Telecom Corp Ltd	2.5%
NexGen Energy Ltd	2.2%
Federal Grid Company of Unified Energy System	2.1%
Total of Top 10	29.8%

Source: Heptagon, as of 31.08.2021

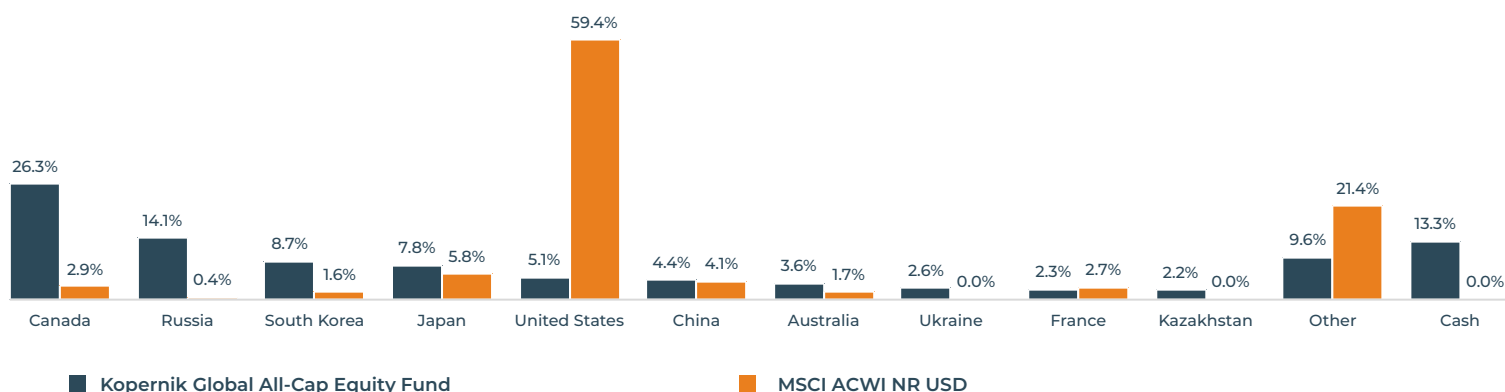
Sector Weights



■ Kopernik Global All-Cap Equity Fund

■ MSCI ACWI NR USD

Country Weights



■ Kopernik Global All-Cap Equity Fund

■ MSCI ACWI NR USD

Source: Morningstar, as of 31.08.2021

Historical Monthly Returns - Net of fees

	Jan	Feb	Mar	Apr	May	Jun	Jul	Aug	Sept	Oct	Nov	Dec	Year	Primary Benchmark Year
2015										8.7%	-4.8%	-3.4%	-0.1%	5.0%
2016	-7.1%	8.7%	11.8%	16.1%	-5.2%	9.1%	8.0%	0.9%	1.9%	-2.4%	-1.8%	5.0%	51.4%	7.9%
2017	7.0%	-3.9%	-0.8%	-2.5%	-1.8%	-1.1%	4.2%	4.5%	0.4%	-0.1%	1.0%	1.3%	7.7%	24.0%
2018	2.8%	-3.6%	-1.0%	1.4%	-2.2%	-1.2%	-2.5%	-6.3%	2.4%	-0.7%	-0.5%	-1.3%	-12.3%	-9.4%
2019	7.3%	-0.3%	-2.1%	-0.4%	-0.6%	5.1%	-0.4%	-2.4%	-1.4%	-0.1%	-0.7%	6.3%	10.3%	26.6%
2020	-4.7%	-5.1%	-8.7%	22.4%	8.3%	2.1%	7.3%	4.6%	-6.3%	-3.6%	9.8%	10.8%	37.8%	16.3%
2021	-0.3%	7.8%	1.5%	4.0%	7.2%	-1.7%	-1.7%	-0.7%					16.7%	15.9%

Source: Morningstar, as of 31.08.2021

Past performance is no guide to future performance and the value of investment and income from them can fall as well as rise.

Kopernik Global All-Cap Equity Fund

A USD Acc (IE00BH6XS969)

Available Share Classes

Name	Ccy	Dist/Acc	Hedged	ISIN	Bloomberg	SEDOL
A	USD	Acc	-	IE00BH6XS969	HEPKOPA ID	BH6XS96
A1	USD	Acc	-	IE00BH6XSB87	HPKOPA1 ID	BH6XSB8
ACH	CHF	Acc	-	IE00BYNFWS15	HKOPACH ID	BYNFWS1
ACH1	CHF	Acc	-	IE00BYNFWT22	HKPACH1 ID	BYNFWT2
ACHH	CHF	Acc	Yes	IE00BYNFWV44	HKPACHH ID	BYNFWV4
ACHH1	CHF	Acc	Yes	IE00BYNFWW50	HKACHH1 ID	BYNFWW5
AD	USD	Dist	-	IE00BH6XSC94	HPKOPAD ID	BH6XSC9
AD1	USD	Dist	-	IE00BH6XSD02	HKOPAD1 ID	BH6XSD0
AE	EUR	Acc	-	IE00BH6XSF26	HPKOPAE ID	BH6XSF2
AE1	EUR	Acc	-	IE00BH6XSG33	HKOPAE1 ID	BH6XSG3
AED	EUR	Dist	-	IE00BVRYNH98	HKOPAED ID	BVRYNH9
AED1	EUR	Dist	-	IE00BVRYNJ13	HKPAED1 ID	BVRYNJ1
AEH	EUR	Acc	Yes	IE00BYNFWX67	HKOPAEH ID	BYNFWX6
AEH1	EUR	Acc	Yes	IE00BYNFWY74	HKPAEH1 ID	BYNFWY7
AG	GBP	Acc	-	IE00BH6XSH40	HPKOPAG ID	BH6XSH4
AG1	GBP	Acc	-	IE00BH6XSJ63	HKOPAG1 ID	BH6XSJ6
AGD	GBP	Dist	-	IE00BH6XSK78	HKOPAGD ID	BH6XSK7
AGD1	GBP	Dist	-	IE00BH6XSL85	HKPAGD1 ID	BH6XSL8

Risk Warnings

The Fund is subject to special risk considerations including geographic concentration risk, portfolio concentration risk and operational risk. The investment return and principal value of an investment will fluctuate so that the investor's shares, when redeemed, may be worth more or less than their original cost. Any investor should consider the investment objectives, risks and charges and expenses of the Fund carefully before investing. Where an investment is denominated in a currency other than the investor's currency, changes in rates of exchange may have an adverse effect on the value, price of, or income derived from the investment.

Important Information and Disclosure

Heptagon Capital Limited, Heptagon Capital LLP and its affiliate companies and its members, officers, employees, agents and advisors disclaim any and all liability relating to these materials, except to the extent required by applicable law or regulations, including, without limitation, any express or implied representations or warranties for statements or errors contained in, and omissions from, these materials. Certain assumptions have been made, and/or parameters set, in the preparation of these materials which have resulted in the returns detailed herein, and no representation or warranty is made that any returns indicated will be achieved. Changes to assumptions or parameters may have a material impact on the returns detailed. This document should not be copied to any other person without our express consent. This document should not be considered an offer to buy or sell investments.

Heptagon Capital Limited has issued this communication as investment manager for Heptagon Fund PLC (the "Company"), an umbrella fund with segregated liability between sub-funds (the "Funds") and authorised pursuant to the European Communities (Undertakings for Collective Investment in Transferable Securities) Regulations, 2011, as amended, and is licensed to conduct investment services by the Malta Financial Services Authority. Heptagon Capital LLP is authorised and regulated in the UK by the Financial Conduct Authority (FRN: 403304) and is the sub-investment manager for a number of the Funds. Heptagon Capital, 63 Brook Street, Mayfair, London W1K 4HS ~ Tel: +44 20 7070 1800 ~ Fax: +44 20 7070 1881

Representative and Paying Agent in Switzerland is Société Générale, Paris, Zurich branch, Talacker 50, PO Box 1928, 8021 Zurich, Switzerland. The prospectus, the key investor information document, the Articles and the annual and semi-annual reports are available free of charge from the Swiss representative.

The results given in this document are based solely upon historical fund performance as gathered and supplied by Morningstar. That past performance has not been independently verified by either Heptagon Capital Limited or Heptagon Capital LLP. It is not intended to predict or depict the future performance of any investment.

The information contained herein is provided for informational purposes only, is not complete, and does not contain certain material information about the Funds, including important disclosures and risk factors associated with an investment in the Funds. Before making an investment in any Fund, prospective investors are advised to thoroughly and carefully review the Company's prospectus (the "Prospectus") as well as the supplement to the Prospectus for the Fund and the Fund's key investor information document with their financial, legal and tax advisors to determine whether an investment is suitable for them. An investment in the Funds is not suitable for all investors.

For all definitions of the financial terms used within this document, please refer to the glossary on our website: <https://www.heptagon-capital.com/glossary>

Past performance is no guide to future performance and the value of investment and income from them can fall as well as rise.

Kopernik Global All-Cap Equity Fund

A USD Acc (IE00BH6XS969)

Important Information and Disclosure

This report contains information (the "Information") sourced from MSCI Inc., its affiliates or information providers (the "MSCI Parties") and may have been used to calculate scores, ratings or other indicators. The Information is for internal use only, and may not be reproduced/redisseminated in any form, or used as a basis for or a component of any financial instruments or products or indices. The MSCI Parties do not warrant or guarantee the originality, accuracy and/or completeness of any data or Information herein and expressly disclaim all express or implied warranties, including of merchantability and fitness for a particular purpose. The Information is not intended to constitute investment advice or a recommendation to make (or refrain from making) any investment decision and may not be relied on as such, nor should it be taken as an indication or guarantee of any future performance, analysis, forecast or prediction. None of the MSCI Parties shall have any liability for any errors or omissions in connection with any data or Information herein, or any liability for any direct, indirect, special, punitive, consequential or any other damages (including lost profits) even if notified of the possibility of such damages. (www.msci.com)

The Global Industry Classification Standard ("GICS") was developed by and is the exclusive property and a service mark of MSCI Inc. ("MSCI") and S&P Global Market Intelligence ("S&P") and is licensed for use by Heptagon Fund plc. Neither MSCI, S&P, nor any other party involved in making or compiling the GICS or any GICS classifications makes any express or implied warranties or representations with respect to such standard or classification (or the results to be obtained by the use thereof), and all such parties hereby expressly disclaim all warranties of originality, accuracy, completeness, merchantability and fitness for a particular purpose with respect to any of such standard or classification. Without limiting any of the foregoing, in no event shall MSCI, S&P, any of their affiliates or any third party involved in making or compiling the GICS or any GICS classifications have any liability for any direct, indirect, special, punitive, consequential or any other damages (including lost profits) even if notified of the possibility of such damages.

Past performance is no guide to future performance and the value of investment and income from them can fall as well as rise.