

# WCM Global Equity Fund

B USD Acc (IE00BYZ09N87)

## Fund Manager



**PAUL  
BLACK**



**KURT  
WINRICH**



**PETE  
HUNKEL**



**MIKE  
TRIGG**



**SANJAY  
AYER**

## Key Facts

Sub-Investment  
Manager



Investment Team Location **Laguna Beach, California, USA**

Active/Passive **Active with reference to a benchmark**

SFDR Classification **Article 6**

Primary Benchmark **MSCI ACWI NR USD**

Fund Size **\$3,574m**

Total No. of Holdings **39**

Active Share **98.53%**

Fund Launch **18/01/2017**

Fund Base Ccy **USD**

Fund Status **Open to all investors**

Share Class Launch **07/10/2020**

Share Class Ccy **US Dollar**

Share Class Status **Open to all investors**

Strategy Launch **31/03/2008**

Strategy Size **\$16.3bn**

Management Fee **1.95%**

Min. Investment **\$15,000**

Fund Type **UCITS**

Domicile **Ireland**

Administrator **BBH Fund Administration Services  
(Ireland) Ltd**

Depository **BBH Trustee Services (Ireland) Ltd**

Auditor **Grant Thornton**

Dealing **Daily by 2pm Irish Time**

Subscriptions **T+3**

Redemptions **T+5**

## Investment Objective and Strategy

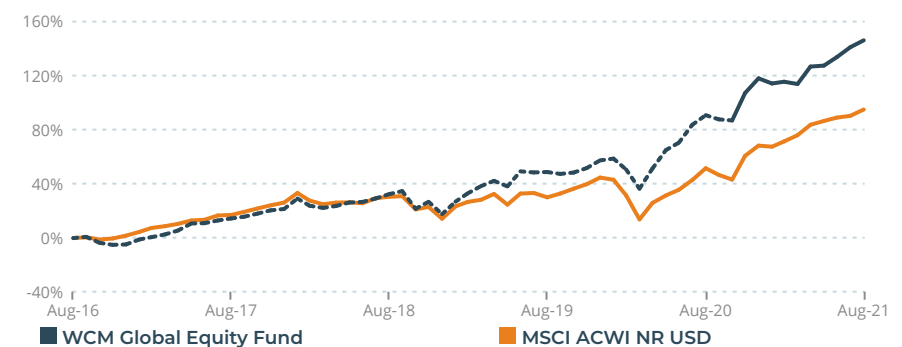
The Fund aims to achieve long-term capital growth by investing primarily in equity securities of large cap global companies located throughout the world.

The Fund's Sub-Investment Manager, WCM Investment Management, is an independent asset management firm based in Laguna Beach, California. The firm was founded in 1976 and has USD 98 billion of assets under management.

The Sub-Investment Manager uses a bottom-up approach that seeks to identify companies with attractive attributes, such as long-term historical growth in revenue and earnings, and/or a potential for superior future growth. The Sub-Investment Manager's investment process seeks companies that are industry leaders who are viewed as innovators in their field with business strategies aimed at building on opportunities that have sustainable competitive advantages leading to the outperformance of competitors; corporate cultures emphasizing strong, quality and experienced management, with cultures that help to foster these attributes at management level; low or no debt; and attractive relative valuations.

## Performance

	1 month	3 months	YTD	1 Yr	3 Yrs Ann.	5 Yrs Ann.
<b>Fund</b>	2.1%	8.2%	12.9%	29.1%	22.9%	19.8%
<b>Primary Benchmark</b>	2.5%	4.6%	15.9%	28.6%	14.3%	14.3%
<b>+/-</b>	-0.4%	+3.6%	-3.0%	+0.5%	+8.6%	+5.5%



## Statistics

	Fund	Primary Benchmark		Fund
<b>Sharpe Ratio</b>	1.26	0.92	<b>Tracking Error</b>	6.2%
<b>Standard Deviation</b>	14.2%	14.5%	<b>Excess Return</b>	5.5%
<b>Alpha</b>	6.2%	-	<b>Beta</b>	0.89
<b>Up Capture</b>	106.9%	-	<b>Correlation to Primary Benchmark</b>	0.91
<b>Down Capture</b>	77.2%	-	<b>Information Ratio</b>	0.88

Source: Morningstar, as of 31.08.2021

Period 5Years, Net of fees

Fund performance prior to 31.10.2020 relates to the WCM Quality Global Growth Composite ("Composite") net of fees, thereafter, it relates to the UCITS Fund (IE00BYZ09N87).

Past performance is no guide to future performance and the value of investment and income from them can fall as well as rise.

# WCM Global Equity Fund

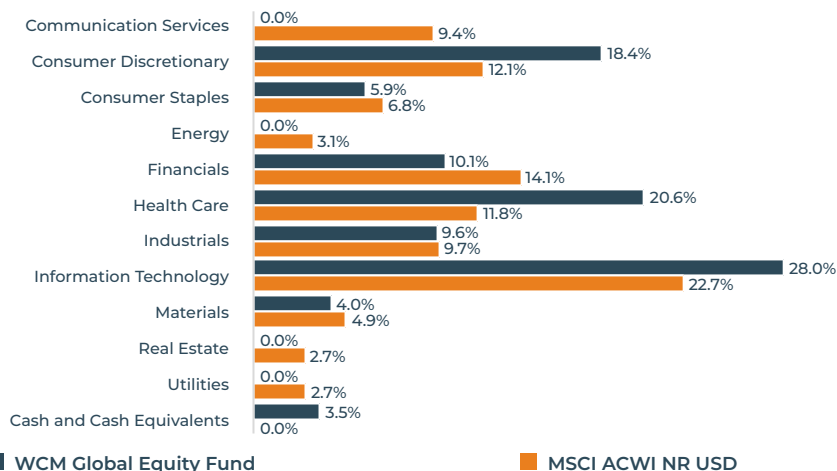
B USD Acc (IE00BYZ09N87)

## Top 10 Holdings

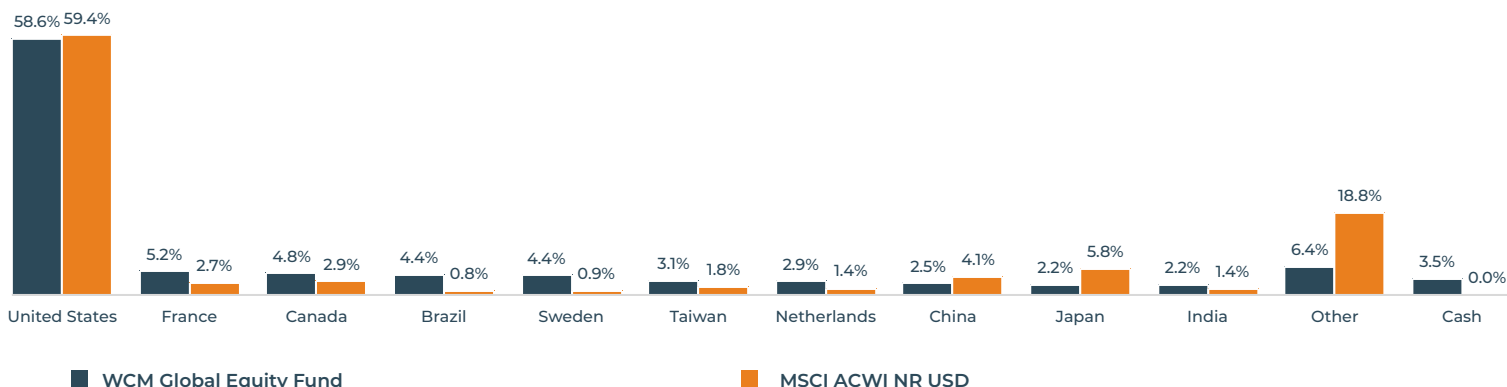
Stryker Corp	4.9%
Shopify Inc A	4.8%
Sherwin-Williams Co	4.0%
West Pharmaceutical Services Inc	3.9%
Thermo Fisher Scientific Inc	3.6%
LVMH Moët Hennessy Louis Vuitton SE	3.4%
First Republic Bank	3.3%
Old Dominion Freight Line Inc Ordinary Shares	3.2%
Amphenol Corp Class A	3.2%
ServiceNow Inc	3.1%
<b>Total of Top 10</b>	<b>37.4%</b>

Source: Morningstar, as of 31.08.2021

## Sector Weights



## Country Weights



Source: Morningstar, as of 31.08.2021

## Historical Monthly Returns - Net of fees

	Jan	Feb	Mar	Apr	May	Jun	Jul	Aug	Sept	Oct	Nov	Dec	Year	Primary Benchmark Year
2016	-6.7%	0.1%	7.3%	0.4%	2.3%	1.1%	4.5%	0.3%	0.9%	-4.3%	-1.6%	0.3%	3.8%	7.9%
2017	3.9%	1.7%	2.0%	2.8%	4.9%	0.2%	1.8%	1.3%	1.2%	2.0%	2.1%	0.8%	27.5%	24.0%
2018	6.3%	-4.1%	-1.3%	1.1%	2.1%	0.3%	2.1%	2.5%	1.7%	-9.7%	4.3%	-7.2%	-3.2%	-9.4%
2019	7.8%	4.9%	4.1%	2.8%	-2.9%	8.0%	-0.5%	0.2%	-0.9%	0.6%	2.3%	3.7%	33.8%	26.6%
2020	0.9%	-5.1%	-9.4%	10.9%	9.0%	3.3%	7.8%	3.8%	-1.6%	-0.5%	10.9%	5.2%	38.5%	16.3%
2021	-1.7%	0.6%	-0.8%	6.0%	0.4%	2.8%	3.1%	2.1%					12.9%	15.9%

Source: Morningstar, as of 31.08.2021

Fund performance prior to 31.10.2020 relates to the WCM Quality Global Growth Composite ("Composite") net of fees, thereafter, it relates to the UCITS Fund (IE00BYZ09N87).

Past performance is no guide to future performance and the value of investment and income from them can fall as well as rise.

# WCM Global Equity Fund

B USD Acc (IE00BYZ09N87)

## Available Share Classes

Name	Ccy	Dist/Acc	Hedged	ISIN	Bloomberg	SEDOL
B	USD	Acc	-	IE00BYZ09N87	HEPWCMC ID	BYZ09N8
B1	USD	Acc	-	IE00BYZ09P02	HPWCMC1 ID	BYZ09P0

## Risk Warnings

The Fund is subject to special risk considerations including geographic concentration risk, portfolio concentration risk and operational risk. The investment return and principal value of an investment will fluctuate so that the investor's shares, when redeemed, may be worth more or less than their original cost. Any investor should consider the investment objectives, risks and charges and expenses of the Fund carefully before investing. Where an investment is denominated in a currency other than the investor's currency, changes in rates of exchange may have an adverse effect on the value, price of, or income derived from the investment.

## Important Information and Disclosure

The Quality Global Growth Composite was created on 31.03.2008 and is managed by WCM Investment Management. It contains fully discretionary equity accounts. The composite and the WCM Global Equity Fund all have the same Portfolio Managers and investment team and follow the same investment objective, philosophy, and strategy. Net return for the composite is net of 1% management fee.

Heptagon Capital Limited, Heptagon Capital LLP and its affiliate companies and its members, officers, employees, agents and advisors disclaim any and all liability relating to these materials, except to the extent required by applicable law or regulations, including, without limitation, any express or implied representations or warranties for statements or errors contained in, and omissions from, these materials. Certain assumptions have been made, and/or parameters set, in the preparation of these materials which have resulted in the returns detailed herein, and no representation or warranty is made that any returns indicated will be achieved. Changes to assumptions or parameters may have a material impact on the returns detailed. This document should not be copied to any other person without our express consent. This document should not be considered an offer to buy or sell investments.

Heptagon Capital Limited has issued this communication as investment manager for Heptagon Fund PLC (the "Company"), an umbrella fund with segregated liability between sub-funds (the "Funds") and authorised pursuant to the European Communities (Undertakings for Collective Investment in Transferable Securities) Regulations, 2011, as amended, and is licensed to conduct investment services by the Malta Financial Services Authority. Heptagon Capital LLP is authorised and regulated in the UK by the Financial Conduct Authority (FRN: 403304) and is the sub-investment manager for a number of the Funds. Heptagon Capital, 63 Brook Street, Mayfair, London W1K 4HS ~ Tel: +44 20 7070 1800 ~ Fax: +44 20 7070 1881

Representative and Paying Agent in Switzerland is Société Générale, Paris, Zurich branch, Talacker 50, PO Box 1928, 8021 Zurich, Switzerland. The prospectus, the key investor information document, the Articles and the annual and semi-annual reports are available free of charge from the Swiss representative.

The results given in this document are based solely upon historical fund performance as gathered and supplied by Morningstar. That past performance has not been independently verified by either Heptagon Capital Limited or Heptagon Capital LLP. It is not intended to predict or depict the future performance of any investment.

The information contained herein is provided for informational purposes only, is not complete, and does not contain certain material information about the Funds, including important disclosures and risk factors associated with an investment in the Funds. Before making an investment in any Fund, prospective investors are advised to thoroughly and carefully review the Company's prospectus (the "Prospectus") as well as the supplement to the Prospectus for the Fund and the Fund's key investor information document with their financial, legal and tax advisors to determine whether an investment is suitable for them. An investment in the Funds is not suitable for all investors.

For all definitions of the financial terms used within this document, please refer to the glossary on our website: <https://www.heptagon-capital.com/glossary>

This report contains information (the "Information") sourced from MSCI Inc., its affiliates or information providers (the "MSCI Parties") and may have been used to calculate scores, ratings or other indicators. The Information is for internal use only, and may not be reproduced/redisseminated in any form, or used as a basis for or a component of any financial instruments or products or indices. The MSCI Parties do not warrant or guarantee the originality, accuracy and/or completeness of any data or Information herein and expressly disclaim all express or implied warranties, including of merchantability and fitness for a particular purpose. The Information is not intended to constitute investment advice or a recommendation to make (or refrain from making) any investment decision and may not be relied on as such, nor should it be taken as an indication or guarantee of any future performance, analysis, forecast or prediction. None of the MSCI Parties shall have any liability for any errors or omissions in connection with any data or Information herein, or any liability for any direct, indirect, special, punitive, consequential or any other damages (including lost profits) even if notified of the possibility of such damages. ([www.msci.com](http://www.msci.com))

The Global Industry Classification Standard ("GICS") was developed by and is the exclusive property and a service mark of MSCI Inc. ("MSCI") and S&P Global Market Intelligence ("S&P") and is licensed for use by Heptagon Fund plc. Neither MSCI, S&P, nor any other party involved in making or compiling the GICS or any GICS classifications makes any express or implied warranties or representations with respect to such standard or classification (or the results to be obtained by the use thereof), and all such parties hereby expressly disclaim all warranties of originality, accuracy, completeness, merchantability and fitness for a particular purpose with respect to any of such standard or classification. Without limiting any of the foregoing, in no event shall MSCI, S&P, any of their affiliates or any third party involved in making or compiling the GICS or any GICS classifications have any liability for any direct, indirect, special, punitive, consequential or any other damages (including lost profits) even if notified of the possibility of such damages.

Past performance is no guide to future performance and the value of investment and income from them can fall as well as rise.